





## Wilhelm Tell Express Timetable

Route: Lucerne > Lake Lucerne > Flüelen > St. Gotthard > Bellinzona > Locarno/Lugano





### Summer season

Daily from 1 May 2010 throughout the summer  
2010: 1 May - 17 October

North – South			South – North			
		Wilhelm Tell Express	Wilhelm Tell Express & Wilhelm Tell Express Premium			
				Wilhelm Tell Express & Wilhelm Tell Express Premium		Wilhelm Tell Express
	<b>Lucerne – Flüelen</b>				<b>Locarno / Lugano – Flüelen</b>	
	Lucerne	09.12	11.12		Locarno	09.45 11.45
	Flüelen	11.55	13.55		Lugano	09.30 <sup>1)</sup> 11.30 <sup>1)</sup>
	<b>Flüelen – Locarno / Lugano</b>				Flüelen	11.42 13.42
	Flüelen	12.15	14.15		<b>Flüelen – Luzern</b>	
	Locarno	14.13	16.13		Flüelen	12.00 14.00
	Lugano	14.27 <sup>1)</sup>	16.27 <sup>1)</sup>		Luzern	14.47 16.47
<sup>1)</sup> Change in Bellinzona			* Timetable subject to change			

### Winter season

Daily from 18 October 2010 throughout the winter 2010 / 2011:  
18 October 2010 - 30 April 2011

North – South		South – North			
	<b>Lucerne – Flüelen</b>		<b>Locarno / Lugano – Flüelen</b>		
	Lucerne	10.12	Locarno	10.45	
	Flüelen	12.58	Lugano	10.30 <sup>1)</sup>	
	<b>Flüelen – Locarno / Lugano</b>		Flüelen	12.42	
	Flüelen	13.15		<b>Flüelen – Luzern</b>	
	Locarno	15.13		Flüelen	13.00
	Lugano	15.27 <sup>1)</sup>		Luzern	15.47
<sup>1)</sup> Change in Bellinzona		* Timetable subject to change			